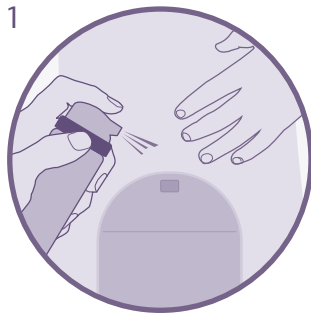


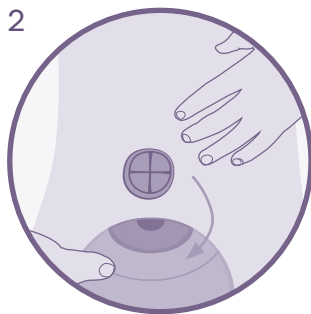
## ESENTA™ Sting Free Adhesive Remover Spray

Easy to use: follow the below steps



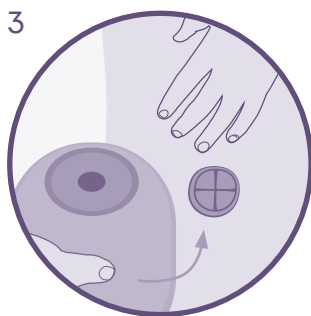
### Getting started

Spray around the edge of the adhesive and wait a few seconds. You can spray at any angle.



### Easy removal

Gently peel adhesive away from the skin using additional ESENTA™ adhesive remover spray to ease removal, if necessary.



### Dries in seconds

Once dried ESENTA™ Adhesive Remover will not affect adhesion of further dressings or appliances.

See package insert for complete instructions for use.



**convatec**  
— forever caring —

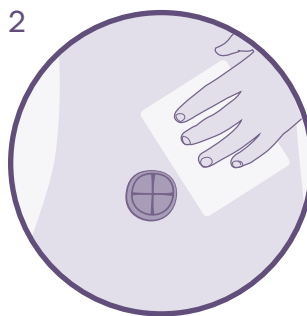
## ESENTA™ Sting Free Adhesive Remover Wipes

Easy to use: follow the below steps



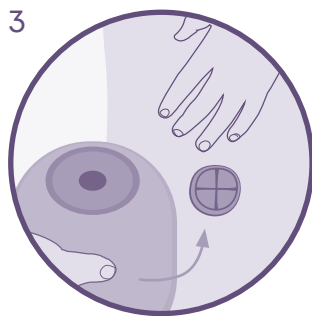
### Getting started

Tear sachet to open and unfold wipe.



### Easy removal

Rub the wipe over adhesive residues to remove.



### Dries in seconds

Once dried ESENTA™ Adhesive Remover will not affect adhesion of further dressings or appliances.

See package insert for complete instructions for use.



Scan here to learn more



Find support on every step of your ostomy journey with the me+® program. To find out more or to request samples, please contact our customer care team:

Australia  
New Zealand

Call **1800 335 276** or email **connection.au@convatec.com**  
Call **0800 225 4309** or email **connection.nz@convatec.com**